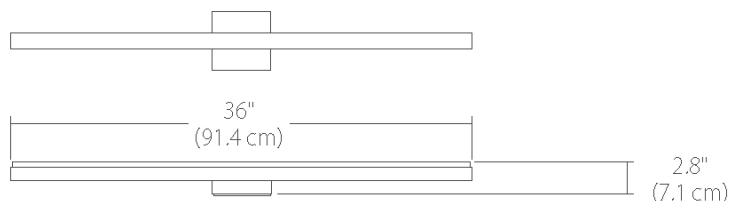


NANO 36" VANITY



(Shown above with standard 4.6" x 4.6" x 1.5 Shallow Backplate)

PROJECT:		SPECIFIER:	
SKU:			
QUANTITY:		DATE:	

SPECIFICATIONS

Finish	Satin Nickel (Standard) Matte Black, Bronze, and Satin Gold (Special Order)
LED Color Temperature	3000K (standard) 2700K, 3500K, or 4000K also available
Fixture Wattage	28 Watts
Delivered Lumens	1270 Lm (measured at 3000K)
Dimming	TRIAC Dimming (Standard) Universal (TRIAC, ELV, 0-10V) (Special Order)
Color Rendering Index	90CRI
Input Voltage	120VAC - 50/60Hz
Pendant Dimensions	36"L x 4.6"W x 2.8"D

CUSTOM OPTIONS

See page 2 for finish and backplate options.



(Shown in Polished Chrome)



ORDERING GUIDE

SERIES	SIZE	FINISH	VOLTS / DIMMING	CCT	OUTPUT	BACKPLATE
NAN	36V				SO	
NAN Nano	36V 36" Vanity	Standard SN - Satin Nickel PC - Polished Chrome Special Order BL - Matte Black BZ - Bronze SG - Satin Gold SS - Satin Silver	Standard 12T 120VAC TRIAC Dimming Special Order 27U - 12-277VAC (0-10V Dimming)	27K - 2700K 30K - 3000K 35K - 3500K 40K - 4000K (30K Standard)	SO Standard Output	S4 - 4.6" Shallow Backplate (Standard) (Driver located inside J-Box) DB - Deep Backplate (Special Order) (Driver located inside Backplate)

Example Part Number: NAN - 36V - SN - 12T - 30K - SO - S4

PROJECT:		SPECIFIER:	
SKU:			
QUANTITY:		DATE:	

Socket Color



SN - Satin Nickel PC - Polished Chrome

Standard Finishes



BL - Matte Black BZ - Bronze SG - Satin Gold SS - Satin Silver

Special Order Finishes


Volts / Dimming

- 12T: Input: 120V , Dimming: TRIAC (Standard)
- 27U: Input: 120-277V , Dimming: TRIAC/ ELV/ 0-10V (Deep Backplate Only) (Special Order)

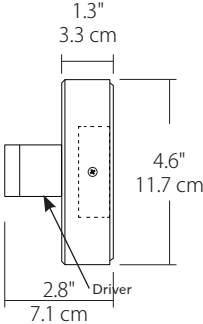
Color Temperature

- 27K: 2700K
- 30K: 3000K (Standard)
- 35K: 3500K
- 40K: 4000K

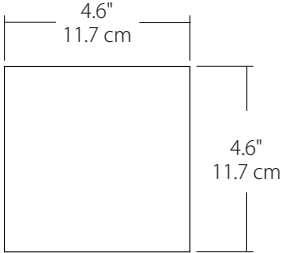
Backplates



Deep Backplate




1.3" (3.3 cm)
4.6" (11.7 cm)
2.8" (7.1 cm)
Driver

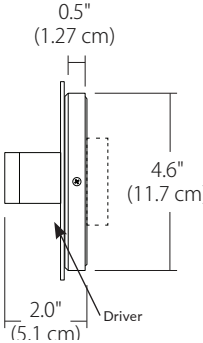


4.6" (11.7 cm)
4.6" (11.7 cm)

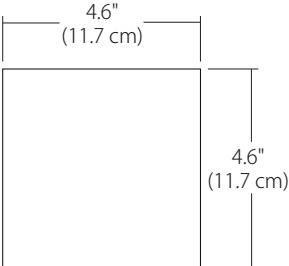
DB - Deep Backplate (Standard)
4.6" H, 4.6" W, 1.3" D
Driver located inside Backplate - Compatible with 12T or 27Z Drivers



Shallow Backplate



0.5" (1.27 cm)
4.6" (11.7 cm)
2.0" (5.1 cm)
Driver



Dimensions
4.6" (11.7 cm)
4.6" (11.7 cm)

S4 - Shallow Backplate (Special Order)
4.6" H, 4.6" W, .5" D
Driver located inside J-Box - Compatible with 12T or 27U Drivers