



Guangdong Meide Testing Technology Co., Ltd.



TESTING  
NVLAP LAB CODE:600177-0

## TEST REPORT OF IES LM-79-08

### Approved Method for Electrical and Photometric Measurements of Solid-State Lighting Products

Client..... : Blackjack Lighting LLC

Address..... : 1547 Barclay Blvd Buffalo Grove, IL 60089

Test Model..... : PSM-281-SN-27U-30K

Brand Name..... : Blackjack Lighting

Testing Laboratory..... : Guangdong Meide Testing Technology Co., Ltd.

Address..... : 1st floor, B Area, Jinbaisheng Industrial Park, Headquarters 2 Road,  
Songshan Lake Hi-tech Industrial Development Zone, Dongguan City,  
Guangdong Pr., China.

Testing location..... : As above

Report No..... : CA1910185L 01006

Test Date..... : Oct.28,2019

Report Date..... : Oct.30,2019

Tested by:

*Tim Qian*

Tim Qian/ Test Engineer

Checked by:

*Luke lei*

Luke Lei/ Project Engineer

Approved by:

*Jessie Li*

Jessie Li/ Technical Manager

Note 1: The test data was only valid for the test sample(s). This test report is prepared for the customer shown above and for the device described herein. It may not be duplicated or use in part without prior written consent from Guangdong Meide Testing Technology Co., Ltd. This report must not be used by the customer to claim product certification, approval, or endorsement by NVLAP, NIST, or any agency of the Federal Government.

Note 2: This report does not imply product certification, approval, or endorsement by NVLAP, NIST, or any agency of the Federal Government.



Guangdong Meide Testing Technology Co., Ltd.



## 1. Product Information

Manufacturer.....: Blackjack Lighting LLC

Product Type.....: 28" PRISM SINGLE TIER CHANDELIER

Rated Voltage/Frequency.....: 120-277V AC 50/60Hz

Rated Power.....: 10W

Declared CCT.....: 3000K

LED Manufacturer.....: N/A

LED Model No.....: N/A

Receipt samples.....: 1 unit

Date of Receipt samples.....: Oct.28,2019

## 2. Standards Used

- IES LM-79-08:Approved Method:Electrical and Photometric Measurements of Solid-State Lighting Products

## 3. Test equipment list

Test Equipment	Serial No	Model No	Range Used	Calibration due date
Full-field Speed Goniophotometer	MD-E028	GO-R5000	1600mm,3000W/10A	2020/10/06
Digital Power Meter	MD-E001	PF2010	0-600V,0-20A,0-4KW	2020/10/06
AC Testing Power Source	MD-E002	DPS1060	0-300Vac,0-20A,0-5KW	2020/10/06
Total Spectral Radiant Flux Standard Lamp	MD-E007	D908S	7.295A,2856K,11227lm,94.35V	2020/10/06
Integrating Sphere System	MD-E029	2M	--	2020/10/06
High Accuracy Array Spectroradiometer	MD-E011	HAAS-3000	380-780nm	2020/10/06
Digital Power Meter	MD-E008	PF310	0-600Vac,0-20A	2020/10/06
AC Testing Power Source	MD-E010	DPS1010	0-300Vac,0-10A,0-1000W	2020/10/06
Standard Lamp	MD-E012	D204	3.9424A,20.75V,2856K,1332.3lm	2020/02/20

Statement of Traceability: Guangdong Meide Testing Technology Co., Ltd. attested that all calibration has been performed using suitable standards traceable to national primary standards and International System of Unit(SI).



Guangdong Meide Testing Technology Co., Ltd.



## 4. Test Method

### Requirements of Ambient Condition

Product was tested with no seasoning. All stabilization and measurements were made in compliance with IES LM-79-08. The product was operated at rated voltage or at voltage required by manufacturer. The ambient temperature of the sample was maintained at  $25^{\circ}\text{C} \pm 1^{\circ}\text{C}$  during measurement. And relative humidity is less than 65%.

### Goniophotometer System

The sample was tested according to the IES LM-79-2008.

Photometric parameters were measured using a type C goniophotometer and software. The samples were operated at rated voltage and was stabilized before measurement. Luminous flux, Luminous efficacy, zonal flux were calculated from the software taken at  $1^{\circ}$  vertical intervals and  $22.5^{\circ}$  horizontal intervals. Photometric distance was more than five times of the Largest dimension of the test SSL product.

### Integrating Sphere System

The sample was tested according to the IES LM-79-2008.

The sample measurements were made using a spectroradiometer connected by a fiber optic cable and detector through the detector port of the integrating sphere. Coating reflectance of the integrating sphere was 90% to 98%. Photometric measurement conditions was using  $4\pi$  geometry. The self-absorption factor is applied in the final test result. The sample was operated at rated voltage and was stabilized before measurement. Chromaticity coordinates, correlated color temperature and color rendering index were calculated from the spectral radiant flux measurements taken at 1 nm intervals over the range of 380 to 780 nm.



Guangdong Meide Testing Technology Co., Ltd.



## 5. Integrating Sphere Test Results

### 5.1 Test Data

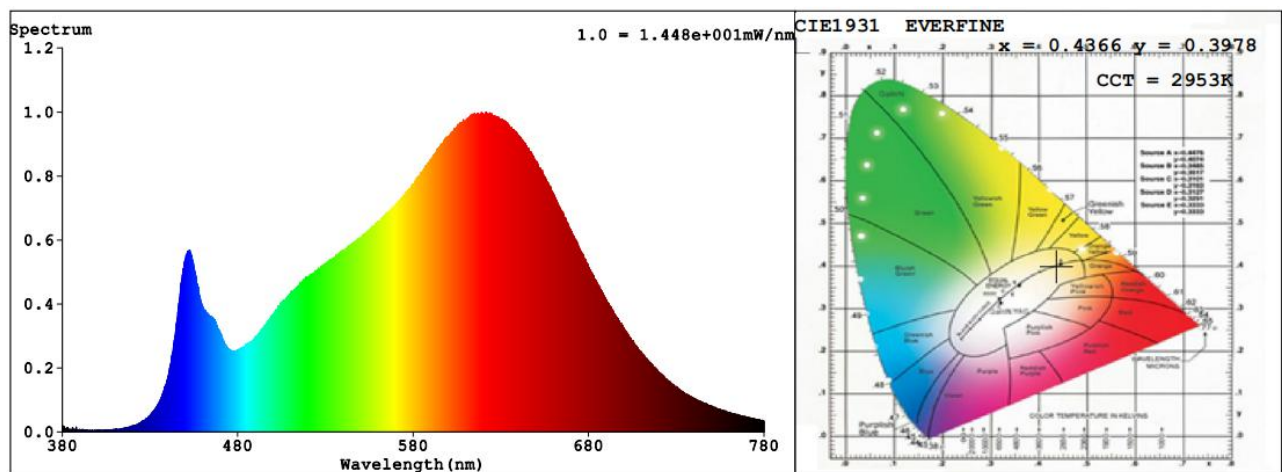
Test Ambient Temperature	25.1℃	Test orientation	Downward
Operate time(Min.)	60	stabilization time(Min.)	45

### Photometric and Electrical Measurement Result

Voltage (V)	Frequency (Hz)	Current (A)	Power (W)	Power Factor	Luminous Flux(lm)	Efficacy (lm/W)
120.0	60	0.0815	9.27	0.9475	705.15	76.07

CCT (K)	Ra	R9	x	y	u'	v'
2953	93.7	63	0.4366	0.3978	0.2531	0.5189

### 5.2 Spectrum



### Colorimetric Parameters

Chromaticity Coordinate:  $x = 0.4366$   $y = 0.3978$  /  $u' = 0.2531$   $v' = 0.5189$  ( $duv = -2.47e-03$ )

CCT= 2953K Prcp WL:  $L_d = 583.9nm$  Purity=50.5%

Peak WL:  $L_p = 622nm$  FWHM:  $= 157.7nm$  Ratio: R=24.9% G=72.1% B=3.1%

Render Index:  $R_a = 93.7$

R1 =95 R2 =98 R3 =98 R4 =93 R5 =95 R6 =96 R7 =91

R8 =83 R9 =63 R10=96 R11=95 R12=84 R13=96 R14=100 R15=91





Guangdong Meide Testing Technology Co., Ltd.



## 6. Goniophotometer Test results

### 6.1 Test Data

Test Ambient Temperature	25.1℃	Test orientation	Downward
Operate time(Min.)	90	stabilization time(Min.)	60

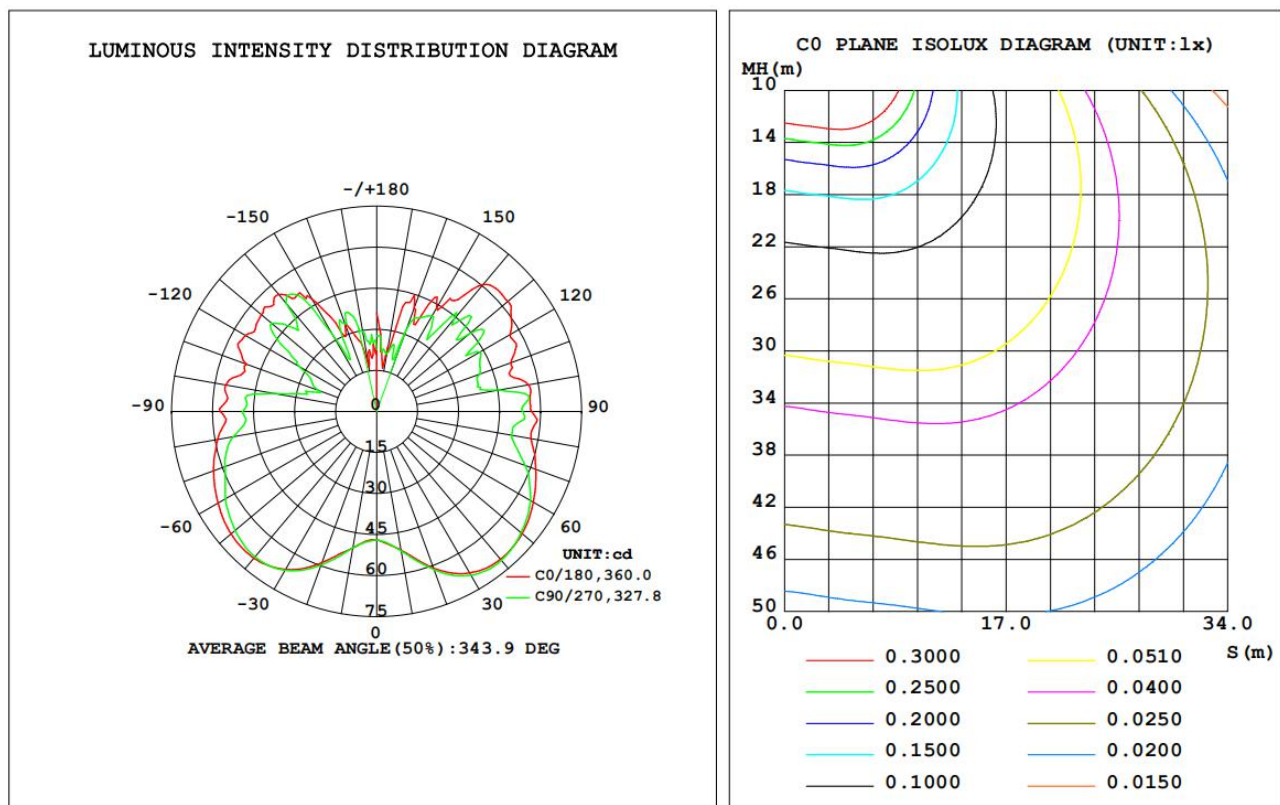
### Electrical Measurement

Input Voltage (V)	Frequency (Hz)	Input Current(A)	Power Factor	Power(W)
120.0	60	0.0814	0.9482	9.26

### Photometric Measurement

Luminous Flux (lm)	Efficacy(lm/W)	I <sub>max</sub> (cd)	Spacing Criteria (C0/180°)	Spacing Criteria (C90/270°)
693.63	74.91	73.59	2.08	2.05

### 6.2 Luminous Intensity Distribution Diagram and C0 Plane Isolux Diagram (Unit : lx)





Guangdong Meide Testing Technology Co., Ltd.



### 6.3 Zonal Flux Diagram

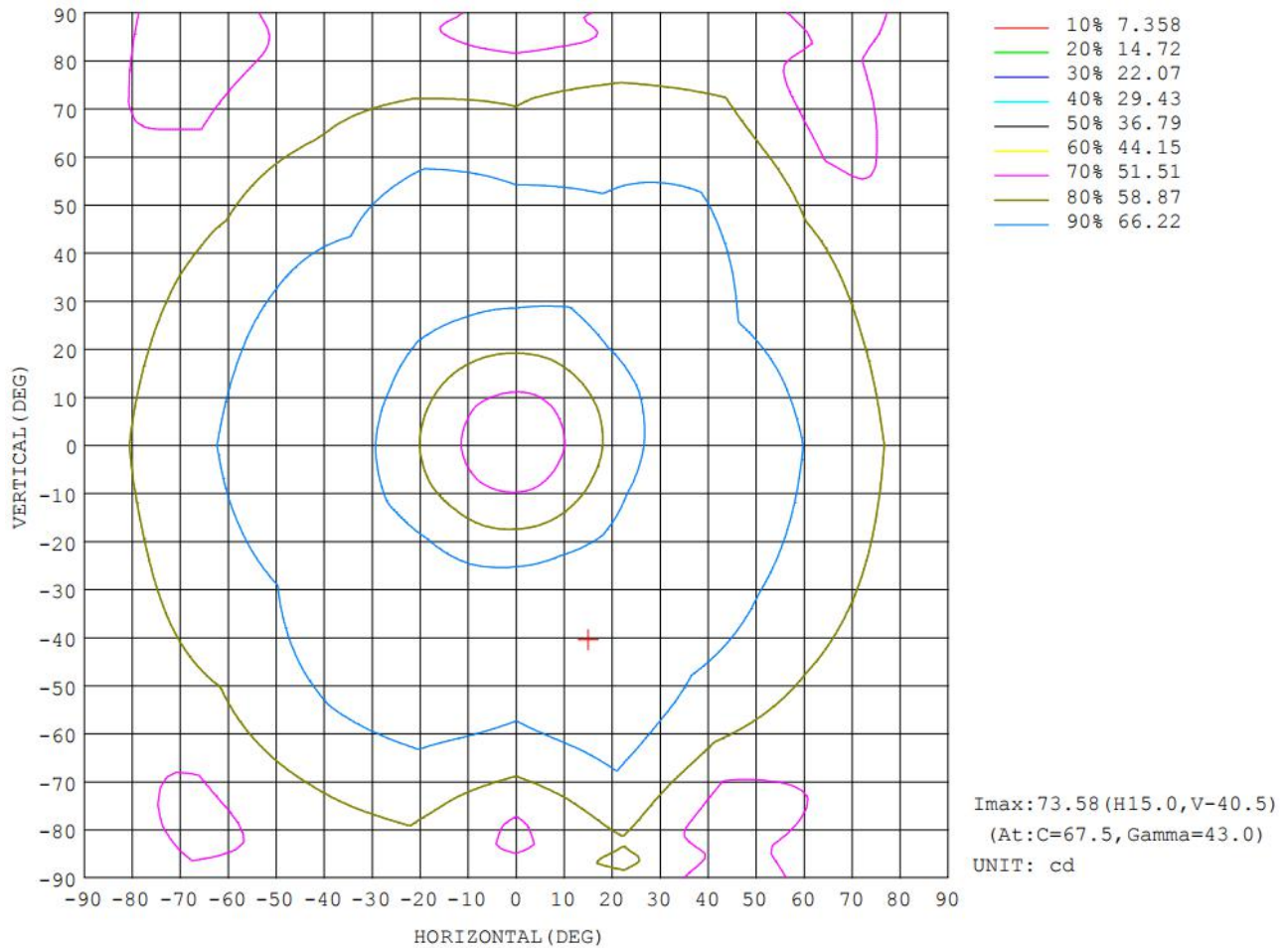
$\gamma$	C0	C45	C90	C135	C180	C225	C270	C315	$\gamma$	$\Phi$ zone	$\Phi$ total	%lum, lamp
10	51.42	51.87	51.69	50.96	50.60	50.45	50.71	50.86	0- 10	4.691	4.691	0.68, 0.68
20	60.86	61.78	61.49	60.36	58.78	59.11	59.65	60.06	10- 20	15.86	20.55	2.96, 2.96
30	68.09	68.34	69.08	68.73	66.64	66.48	67.03	67.55	20- 30	29.91	50.46	7.27, 7.27
40	70.47	70.05	70.99	72.22	69.95	68.50	69.33	70.80	30- 40	43.65	94.11	13.6, 13.6
50	69.43	68.81	68.94	71.23	69.61	67.06	67.59	69.99	40- 50	54.18	148.3	21.4, 21.4
60	66.17	64.96	64.92	67.50	67.06	64.19	63.90	66.83	50- 60	60.62	208.9	30.1, 30.1
70	61.92	57.88	57.74	62.21	63.49	59.13	59.00	62.18	60- 70	62.97	271.9	39.2, 39.2
80	57.37	47.24	50.26	56.44	59.18	55.79	53.34	57.39	70- 80	61.17	333.1	48, 48
90	56.73	46.74	53.35	53.80	57.22	54.94	49.09	55.62	80- 90	58.20	391.3	56.4, 56.4
100	56.45	47.42	45.70	47.53	56.08	49.16	38.36	49.91	90-100	56.49	447.7	64.6, 64.6
110	52.33	49.88	40.22	51.08	50.76	49.17	22.59	53.25	100-110	47.55	495.3	71.4, 71.4
120	56.33	57.75	43.51	52.72	55.51	56.95	32.46	62.73	110-120	48.64	543.9	78.4, 78.4
130	62.64	54.18	44.32	60.49	55.07	47.74	50.22	60.66	120-130	48.72	592.7	85.4, 85.4
140	60.55	50.39	44.06	49.60	55.86	52.10	51.60	52.98	130-140	41.34	634.0	91.4, 91.4
150	44.01	48.73	40.23	35.02	47.47	37.72	32.65	51.31	140-150	30.32	664.3	95.8, 95.8
160	40.12	41.32	32.33	38.22	34.22	37.11	34.32	30.03	150-160	18.24	682.6	98.4, 98.4
170	24.01	17.90	21.35	27.25	16.32	22.39	29.72	28.14	160-170	8.875	691.4	99.7, 99.7
180	35.92	34.15	27.70	23.55	25.25	22.78	22.67	31.35	170-180	2.191	693.6	100, 100
DEG	LUMINOUS INTENSITY:cd									UNIT:lm		



Guangdong Meide Testing Technology Co., Ltd.



#### 6.4 Isocandela Diagram







Guangdong Meide Testing Technology Co., Ltd.



## 6.5 Luminous Distribution Intensity Data

Table--1

UNIT: cd

C (DEG) γ (DEG)	0	22.5	45	67.5	90	112.5	135	157.5	180	202.5	225	247.5	270	292.5	315	337.5			
0	46.9	46.9	46.9	46.9	46.9	46.9	46.9	46.9	46.9	46.9	46.9	46.9	46.9	46.9	46.9	46.9			
5	48.7	48.6	48.6	48.5	48.4	48.1	47.8	47.6	47.7	47.8	47.8	47.8	47.9	48.2	48.3	48.4			
10	51.4	51.9	51.9	51.7	51.7	51.5	51.0	50.7	50.6	50.6	50.5	50.7	50.7	50.7	50.9	51.2			
15	55.8	56.6	56.6	56.5	56.5	55.7	55.4	54.5	54.2	54.4	54.1	54.8	55.1	54.8	55.2	55.2			
20	60.9	61.5	61.8	61.9	61.5	60.9	60.4	59.3	58.8	59.0	59.1	59.4	59.7	59.6	60.1	60.3			
25	65.1	66.2	65.7	66.5	66.0	65.2	64.8	63.6	63.3	63.4	63.4	63.8	63.9	63.4	64.4	64.4			
30	68.1	69.5	68.3	69.9	69.1	68.5	68.7	66.6	66.6	67.3	66.5	67.1	67.0	66.0	67.6	67.3			
35	69.8	71.1	69.7	72.3	70.7	70.8	71.2	68.4	68.8	69.8	68.0	69.1	68.8	67.3	69.7	68.7			
40	70.5	71.3	70.1	73.4	71.0	71.8	72.2	69.0	70.0	70.9	68.5	70.3	69.3	67.7	70.8	68.9			
45	70.3	70.5	69.7	73.5	70.3	71.9	72.1	68.7	70.1	70.6	68.1	70.4	68.8	67.5	70.8	68.1			
50	69.4	69.0	68.8	72.7	68.9	71.5	71.2	67.7	69.6	69.3	67.1	69.7	67.6	67.0	70.0	66.7			
55	68.1	67.1	67.2	71.4	67.2	70.3	69.7	66.4	68.5	67.3	65.7	68.3	65.9	66.1	68.6	65.0			
60	66.2	64.9	65.0	69.8	64.9	68.4	67.5	64.7	67.1	65.0	64.2	66.0	63.9	65.3	66.8	63.2			
65	64.1	62.1	62.2	67.9	61.7	66.2	65.2	62.8	65.4	61.6	62.3	63.8	61.2	64.2	64.6	61.3			
70	61.9	59.3	57.9	65.9	57.7	64.0	62.2	60.2	63.5	59.0	59.1	60.8	59.0	62.9	62.2	58.9			
75	59.8	56.2	52.0	63.3	53.1	61.7	59.3	57.2	61.3	55.3	58.0	58.0	56.9	59.8	59.9	53.9			
80	57.4	54.0	47.2	60.3	50.3	58.9	56.4	53.1	59.2	51.7	55.8	55.4	53.3	56.4	57.4	48.4			
85	57.9	55.2	47.6	59.6	51.6	56.7	54.1	49.2	56.1	47.2	53.8	53.4	48.4	52.7	56.0	48.1			
90	56.7	56.3	46.7	57.4	53.4	52.9	53.8	52.4	57.2	46.0	54.9	54.0	49.1	52.5	55.6	47.5			
95	56.3	56.6	50.8	58.1	56.0	51.6	51.4	46.9	54.8	43.2	53.9	51.8	48.1	53.5	55.6	48.6			
100	56.4	55.5	47.4	47.6	45.7	43.7	47.5	46.8	56.1	47.2	49.2	44.8	38.4	45.7	49.9	51.6			
105	50.6	50.7	46.1	47.1	38.4	38.4	44.7	46.4	51.5	47.0	47.1	36.7	26.6	39.3	45.9	48.4			
110	52.3	54.0	49.9	48.1	40.2	36.0	51.1	51.6	50.8	49.4	49.2	32.1	22.6	37.5	53.3	48.2			
115	56.5	57.2	54.7	46.2	41.6	42.7	51.2	54.8	55.9	55.5	53.6	37.3	26.3	41.3	60.1	48.5			
120	56.3	58.3	57.8	52.8	43.5	54.5	52.7	54.6	55.5	55.0	57.0	52.2	32.5	44.6	62.7	51.7			
125	60.1	60.1	57.4	54.3	46.1	57.4	57.5	51.5	54.0	54.9	54.6	54.1	42.9	50.0	63.9	57.8			
130	62.6	59.7	54.2	54.8	44.3	51.9	60.5	54.3	55.1	54.8	47.7	58.5	50.2	52.6	60.7	60.6			
135	62.8	57.9	46.4	52.7	49.1	45.0	56.0	58.6	54.4	57.0	45.1	46.1	43.4	49.7	50.4	59.4			
140	60.6	51.8	50.4	60.6	44.1	43.8	49.6	57.1	55.9	54.9	52.1	53.1	51.6	60.2	53.0	51.0			
145	49.5	47.5	47.2	45.5	32.1	44.6	52.0	57.7	51.4	55.0	49.4	49.8	52.2	43.9	49.2	45.3			
150	44.0	40.1	48.7	45.4	40.2	50.9	35.0	56.6	47.5	42.5	37.7	45.1	32.6	36.2	51.3	37.2			
155	38.7	39.2	41.3	28.6	37.9	32.2	36.7	40.8	35.7	47.3	48.9	44.9	28.9	30.5	45.1	47.9			
160	40.1	46.1	41.3	25.4	32.3	21.5	38.2	46.4	34.2	41.9	37.1	32.1	34.3	36.5	30.0	36.2			
165	41.3	39.7	19.4	17.1	25.1	32.0	36.0	43.1	27.6	27.9	37.8	35.4	36.7	34.6	30.2	36.8			
170	24.0	16.6	17.9	21.0	21.4	28.8	27.3	30.7	16.3	17.2	22.4	21.9	29.7	24.3	28.1	23.5			
175	21.9	21.3	20.1	22.0	21.8	17.1	23.0	24.1	19.6	19.3	19.7	20.7	25.4	18.8	19.3	23.3			
180	35.9	25.3	34.1	28.9	27.7	32.7	23.6	38.8	25.3	25.2	22.8	31.4	22.7	29.2	31.4	24.9			





Guangdong Meide Testing Technology Co., Ltd.

**NVLAP**<sup>®</sup>  
TESTING  
NVLAP LAB CODE:600177-0



## 7.Photo of sample




Figure 1




Figure 2

\*\*\*\*\* END OF THE TEST REPORT\*\*\*\*\*

Report No.: CA1910185L 01006

Page 9 of 9

Laboratory:Guangdong Meide Testing Technology Co., Ltd.

Add:1st floor, B Area, Jinbaisheng Industrial Park, Headquarters 2 Road,SongshanLake Hi-techIndustrial DevelopmentZone,  
Dongguan City,Guangdong Pr., China.

Tel: 86-769-8507 5888

Fax: 86-769-8507 5898

E-mail:meidetest@meidetest.com

<http://www.meidetest.com/>